

206838-4 ✓ ACTIVE

AMP | AMP CPC

TE Internal #: 206838-4

Circular Power Connectors, Housing, 600 VDC, Wire-to-Wire, 24 Position, Sealable, Wire & Cable, Receptacle, Pin, Power & Signal, Black, AMP CPC

[View on TE.com >](#)



Connectors > Power Connectors > Circular Power > Circular Power Connectors > Circular Connector, Environmentally Sealed, CPC Series 6



Connector Product Type: **Housing**

Operating Voltage: **600 VDC**

Connector System: **Wire-to-Wire**

Number of Positions: **24**

Sealable: **Yes**

[All Circular Connector, Environmentally Sealed, CPC Series 6 \(19\)](#)

Features

Product Type Features

| | |
|-----------------------------------|--------------|
| Connector Product Type | Housing |
| Connector System | Wire-to-Wire |
| Sealable | Yes |
| Connector & Contact Terminates To | Wire & Cable |
| Connector & Housing Type | Receptacle |
| Circular Connector Shell Type | All Plastic |

Configuration Features

| | |
|----------------------------|------------|
| Reverse Numbering | Without |
| Number of Positions | 24 |
| Number of Power Positions | 0 |
| Seal Type | Peripheral |
| Number of Signal Positions | 24 |



Electrical Characteristics

| | |
|-------------------|---------|
| Operating Voltage | 600 VAC |
|-------------------|---------|

Contact Features

| | |
|--------------------|------|
| Reverse Gender | No |
| Contact Type | Pin |
| Contact Protection | With |

Mechanical Attachment

| | |
|--------------------------|----------------------------|
| Screw & Hole Thread Size | 1-3/8 - 18 UNEF-2A |
| Connector Mounting Type | Cable Mount (Free-Hanging) |
| Mating Alignment | With |
| Mating Retention | With |
| Panel Mount Feature | Without |
| Mating Alignment Type | Keyed |
| Mating Retention Type | Threaded Coupling |

Housing Features

| | |
|-------------------------------|----------|
| Body Orientation | Straight |
| Housing Color | Black |
| Housing Material | Nylon |
| Circular Connector Shell Size | 23 |

Usage Conditions

| | |
|-----------------------------|----------------------------|
| Operating Temperature Range | -55 – 105 °C[-67 – 221 °F] |
| Fluid Resistance | Immersion |

Operation/Application

| | |
|---------------------|----------------|
| Circuit Application | Power & Signal |
| Shielded | No |

Industry Standards

| | |
|------------------------|----------|
| UL Flammability Rating | UL 94V-0 |
| VDE Tested | No |

Packaging Features

| | |
|--------------------|----------|
| Packaging Method | Standard |
| Packaging Quantity | 1 |



Product Compliance









[For compliance documentation, visit the product page on TE.com>](#)

| | |
|-----------------------------------------------|---------------------------------------------------------------------------------------------------------------------------------|
| EU RoHS Directive 2011/65/EU | Compliant |
| EU ELV Directive 2000/53/EC | Compliant |
| China RoHS 2 Directive MIIT Order No 32, 2016 | No Restricted Materials Above Threshold |
| EU REACH Regulation (EC) No. 1907/2006 | Current ECHA Candidate List: JUNE 2022 (224) Candidate List Declared Against: JUNE 2022 (224) Does not contain REACH SVHC |
| Halogen Content | BFR/CFR/PVC Free, but Br/Cl >900 ppm in other sources. |
| Solder Process Capability | Not applicable for solder process capability |

Product Compliance Disclaimer



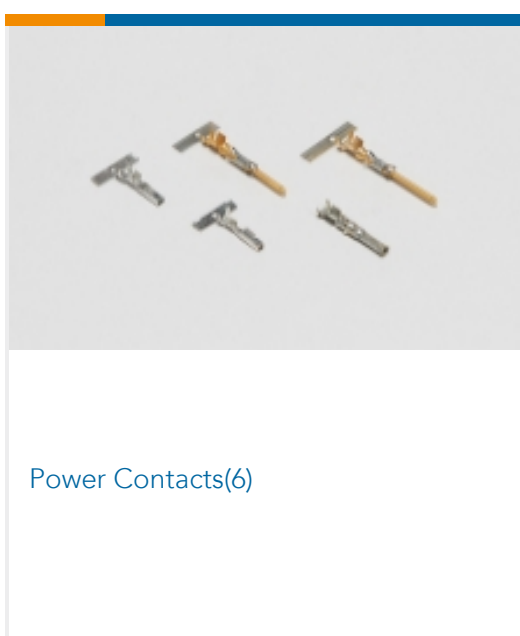
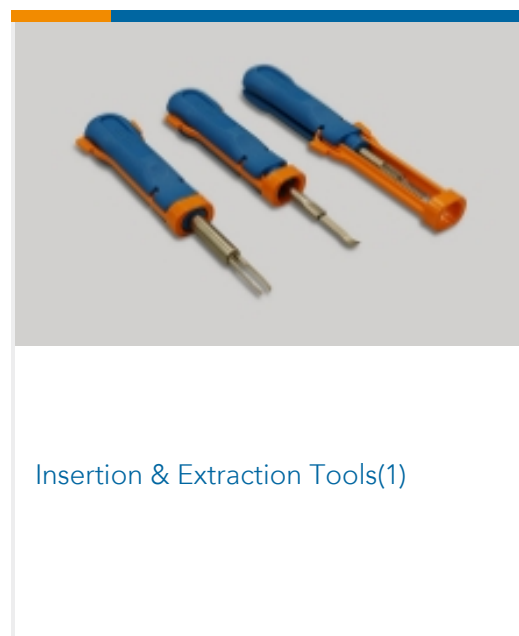




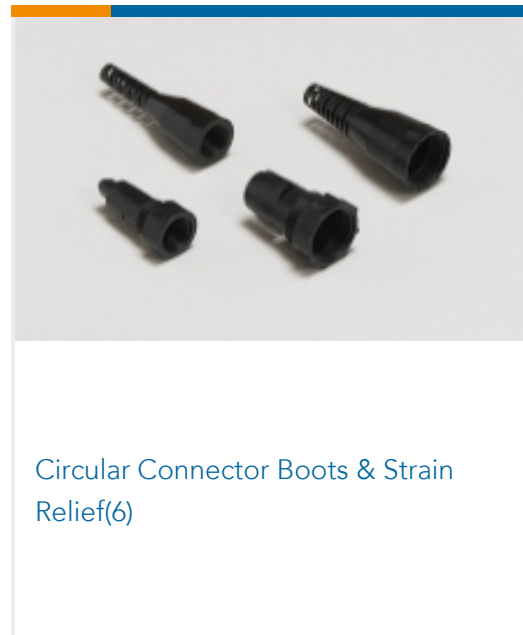

This information is provided based on reasonable inquiry of our suppliers and represents our current actual knowledge based on the information they provided. This information is subject to change. The part numbers that TE has identified as EU RoHS compliant have a maximum concentration of 0.1% by weight in homogenous materials for lead, hexavalent chromium, mercury, PBB, PBDE, DBP, BBP, DEHP, DIBP, and 0.01% for cadmium, or qualify for an exemption to these limits as defined in the Annexes of Directive 2011/65/EU (RoHS2). Finished electrical and electronic equipment products will be CE marked as required by Directive 2011/65/EU. Components may not be CE marked. Additionally, the part numbers that TE has identified as EU ELV compliant have a maximum concentration of 0.1% by weight in homogenous materials for lead, hexavalent chromium, and mercury, and 0.01% for cadmium, or qualify for an exemption to these limits as defined in the Annexes of Directive 2000/53/EC (ELV). Regarding the REACH Regulation, the information TE provides on SVHC in articles for this part number is based on the latest European Chemicals Agency (ECHA) 'Guidance on requirements for substances in articles' posted at this URL: <https://echa.europa.eu/guidance-documents/guidance-on-reach>

Compatible Parts

| | | | |
|------------------------------------------------------------------------------------------------------------------------------------------------|--------------------------------------------------------------------------------------------------------------------------------------------------|-------------------------------------------------------------------------------------------------------------------------------------------------------|----------------------------------------------------------------------------------------------------------------------------------------------------------|
|  <p>TE Part # 54012-1 CPC STRAIN RELIEF, SIZE 23</p> |  <p>TE Part # 206837-1 CPC PLUG ASSEMBLY SIZE 23-24</p> |  <p>TE Part # CAT-AM71-C83998L CPC Sealed Accessories</p> |  <p>TE Part # CAT-AM71-C83998Z CPC SEALING KITS/ACCESSORIES</p> |
|  <p>TE Part # 206837-3 CPC PLUG ASSEMBLY SIZE 23-24</p> |  <p>TE Part # 206837-2 CPC PLUG, SZ 23-24, SMALL PACK</p> |  <p>TE Part # 6-2407269-4 CAP, CPC, SIZE 23 RECP, YELLOW</p> |  <p>TE Part # 6-2407269-1 CAP, CPC, SIZE 23 RECP, ORANGE</p> |



Also in the Series | AMP CPC



Documents

[CAD Files](#)

[3D PDF](#)

[3D](#)

[Customer View Model](#)

[ENG_CVM_CVM_206838-4_AH.2d_dxf.zip](#)

[English](#)

[Customer View Model](#)



[ENG_CVM_CVM_206838-4_AH.3d_igs.zip](#)

English

Customer View Model

[ENG_CVM_CVM_206838-4_AH.3d_stp.zip](#)

English

By downloading the CAD file I accept and agree to the [Terms and Conditions](#) of use.

Datasheets & Catalog Pages

[AMP Circular Connectors for Commercial Signal & Power Applications](#)

English

Product Specifications

[Application Specification](#)

English

Product Environmental Compliance

[Product Compliance](#)

English

[Product Compliance](#)

English

Agency Approvals

[UL Report](#)

English